

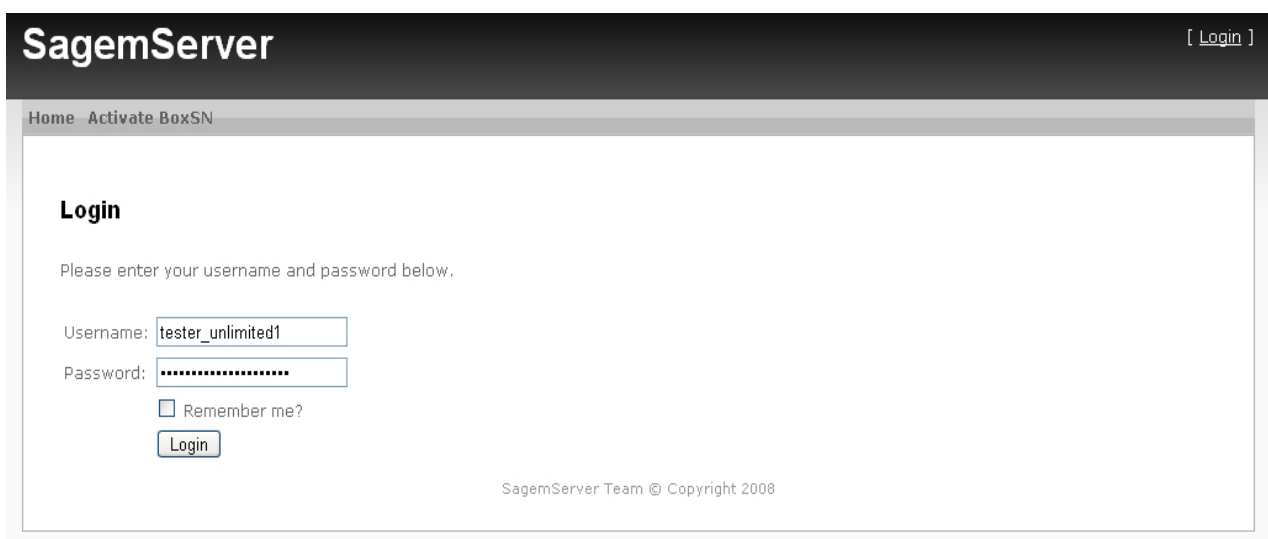
HOW TO ACTIVATED JAF-S SAGEM UNLIMITED UNLOCKING SERVICE

Important information:

1. If You want activate this service, on Your account must be available minimum 10 credits.
2. Upgrading account will reset your credits to zero but you will be able to unlock unlimited ammounts of Sagem.

Step 1:

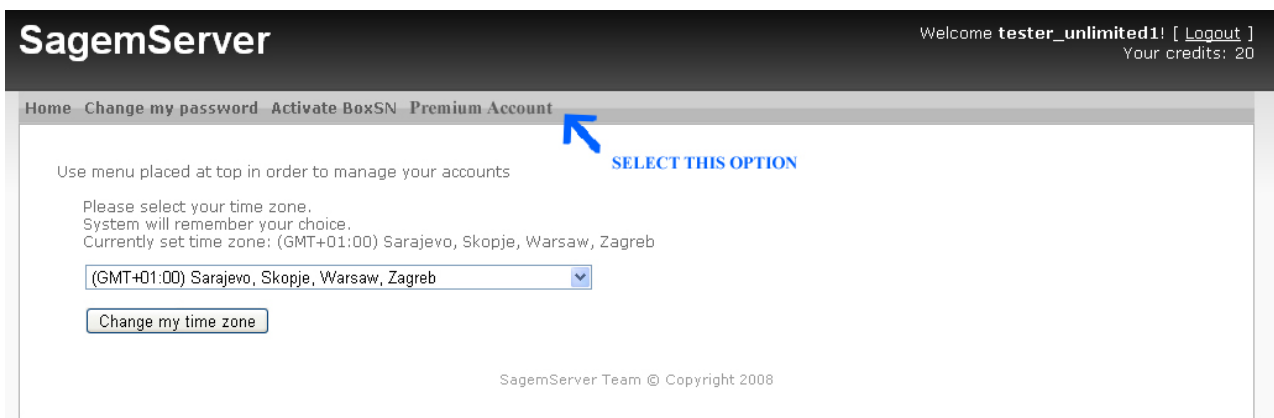
- please login to <http://sagemserver.net/>



The screenshot shows the SagemServer login interface. At the top left is the 'SagemServer' logo, and at the top right is a '[Login]' link. Below the logo is a navigation bar with 'Home' and 'Activate BoxSN'. The main content area is titled 'Login' and contains the instruction 'Please enter your username and password below.' There are two input fields: 'Username:' with the value 'tester_unlimited1' and 'Password:' with a masked password. Below the password field is a checkbox for 'Remember me?' and a 'Login' button. At the bottom of the page, it says 'SagemServer Team © Copyright 2008'.

Step 2:

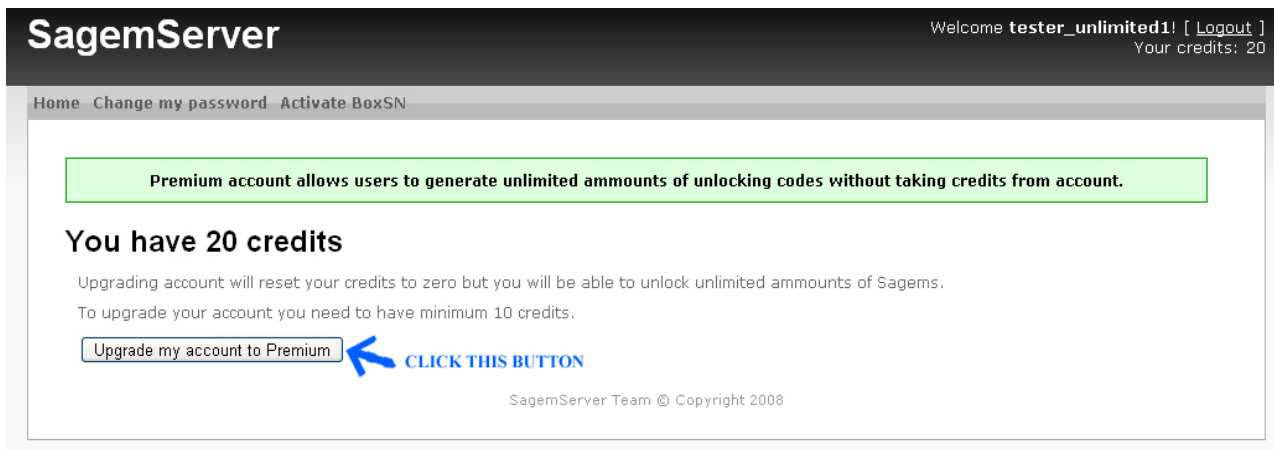
- select option Premium Account



The screenshot shows the SagemServer account management page. At the top left is the 'SagemServer' logo, and at the top right is a welcome message: 'Welcome tester_unlimited1! [Logout]' and 'Your credits: 20'. Below the logo is a navigation bar with 'Home', 'Change my password', 'Activate BoxSN', and 'Premium Account'. A blue arrow points to the 'Premium Account' link with the text 'SELECT THIS OPTION'. The main content area contains the instruction 'Use menu placed at top in order to manage your accounts' and 'Please select your time zone. System will remember your choice. Currently set time zone: (GMT+01:00) Sarajevo, Skopje, Warsaw, Zagreb'. There is a dropdown menu showing '(GMT+01:00) Sarajevo, Skopje, Warsaw, Zagreb' and a 'Change my time zone' button. At the bottom of the page, it says 'SagemServer Team © Copyright 2008'.

Step 3:

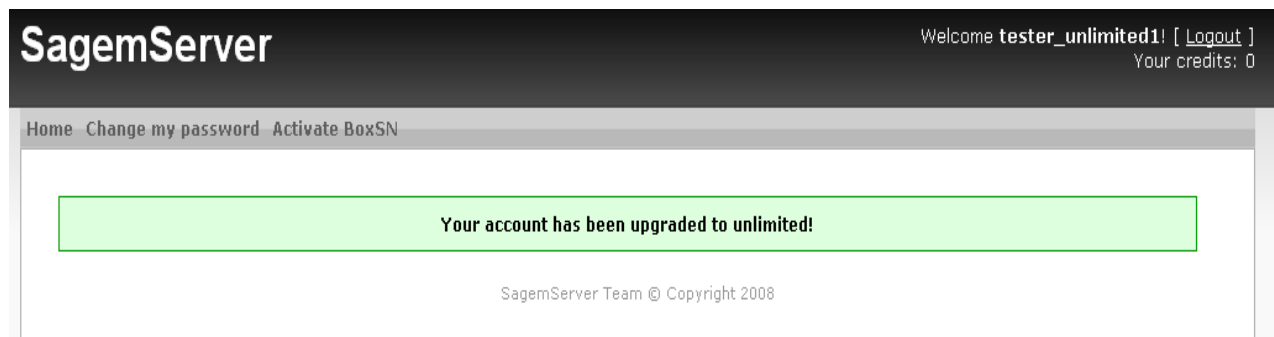
- click button "Upgrade my account to Premium"



The screenshot shows the SagemServer user interface. At the top, the logo "SagemServer" is on the left, and the user is logged in as "tester_unlimited1" with 20 credits. A navigation bar includes "Home", "Change my password", and "Activate BoxSN". A green box contains the text: "Premium account allows users to generate unlimited amounts of unlocking codes without taking credits from account." Below this, it says "You have 20 credits" and explains that upgrading resets credits to zero but allows unlimited unlocking. A button labeled "Upgrade my account to Premium" is highlighted with a blue arrow and the text "CLICK THIS BUTTON". The footer reads "SagemServer Team © Copyright 2008".

Step 4:

- Finish, Your account is upgrade.



The screenshot shows the SagemServer user interface after the upgrade. The top navigation bar and user information are the same, but the user's credits are now 0. A large green box in the center of the page displays the message: "Your account has been upgraded to unlimited!". The footer remains "SagemServer Team © Copyright 2008".

Questions and answers:

Q: After upgrade my account i still need credits to unlocking phones?

A: No, after upgrade account unlocking is totally free, You no need's credits.

Q: After upgrade account i still need internet connection ?

A: Yes, it is a necessary condition to remove the lock.

Q: Can I must used another software to unlock phones?

A: No, You must still used only latest version software JAF-S v1.02

Best Regards and Happy Unlocking